


# TRAVELING PATTERNS

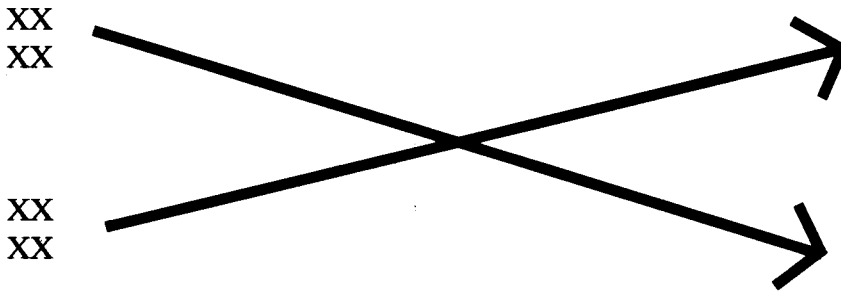
by Debbie Byrd

Traveling or locomotor patterns add a great deal of "pizazz" to any choreography and the majority of them are very simple to execute. Some good examples of them are very simple jazz runs, step hops, step leaps, side slides, step chasse, two step, and three step turns. The following drawings are examples of different traveling patterns. Traveling patterns can sometimes revive some old choreography to have a different look and new life. Try some of these, then design your own!


1. Divide your group in half--groups travel from each end:



2. Alternate corners:



3. Use a zig zag path:



4. Alternate corners--travel a circular pathway:

