

American Dance/Drill Team School

Houston Coastal Dance Classic 2014



**Saturday, February 15th
Morton Ranch High School
Katy, Texas**

Director's Confirmation Packet

Dear Director,

On behalf of the Maverick Belles Booster Club and ADTS, I would like to first thank you for choosing to bring your team to the Houston Coastal Dance Classic. I have put together a packet containing all the information that you and your team should need to properly prepare you for this weekend. Should you have any questions or concerns, please feel free to contact me at any time. Again, we thank you and are looking forward to a successful weekend.

Sincerely,

April Hunt
MRHS Maverick Belles Director
(281) 237-7988
aprilrhunt@katyisd.org

Amanda Quesada
MRHS Assistant Director

Enclosed you will find the following:

1. Houston Coastal Dance Classic General Information
2. Pre-Order Concession Menu
3. Directions to school
4. Parking Lot information
5. Facilities Map (gymnasium diagrams)

HOUSTON COASTAL DANCE CLASSIC GENERAL INFORMATION

Location Information: Morton Ranch High School

Address: 21000 Franz Rd.

City, State, Zip: Katy, TX. 77449

Map: included in packet

Phone: (281) 237-7988 – Dance Office

(281) 237-7800 – Main

Registration: 8:00 am to noon on Saturday

Date: Saturday, February 15th 2014



Team/Officer/Ensemble/Duet Information

Events Start/End: All events will be held on Saturday.

Performance Area: All Team/Officer/Ensemble/Duet events will be located in Competition Gym with prop storage in the designated prop storage area.

Warm Up Areas: Warm up/on deck area will be located in the Auxiliary Gym.

Judges' Area: Team judges are about 15 rows up in Competition Gym and will be clearly marked off. Please inform parents that the Judge's Area is completely OFF LIMITS.

Team/Officer/Ensemble Entrance/Exit: Competition Gym (all events) – Enter from JUDGES' RIGHT and exit JUDGES' RIGHT. (*see diagram)

Sound Area: Sound will be located to the Judges' right in Competition Gym.

Floor Surface: Warm up and all performance areas are a regulation size basketball court with wood floors and regulation markings (volleyball court markings as well)

Dressing Area: Individual classrooms will be assigned by the Maverick Belles Dance Team and Booster Club.

Results: The Director or Assistant Director may pick up all team, officer, ensemble, duet, and solo packets at the awards table immediately following the awards ceremony. No packets will be passed out until that time.

Solo/Information

Events Start/End: All events will be held on Saturday.

Performance Area: All will be located in the Dance Gym. (mirrors are covered)

Judges' Area: Solo judges are located floor level this section will be clearly marked off.

Solo Entrance and Exit: Dancers will enter from the JUDGES' LEFT and exit the JUDGES' LEFT.

Sound Area: Sound will be located on the JUDGES' LEFT.

Other Information

Concessions: Available for purchase on site. NO OUTSIDE FOOD may be brought in at anytime. Please see enclosed menu selections.

Team and Spectator Admission: Main entrance of the school located off of Franz Rd.

Saturday - \$10.00 per person

**4 years old and under and 65 and over are free. All other spectators, parents and chaperones must pay admission.*

No one is permitted to enter the marked Judges' Area at anytime. A current schedule of the contest will be posted the Wednesday prior to the event and be linked to the contest page or our web site. All props, staging and backdrops must be able to pass easily through a regular 7 ft. double door with the center bar removed.

School: _____

Director: _____

ADTS Houston Coastal Dance Classic Concessions Pre-Order Form

Our Concessions will include a number of Value Meals. To ensure that we have the menu items your team prefers at the time you choose for your team to eat lunch, you may choose to pre-order one of the following Value Meals.

Please fill in the number of lunches that you will be ordering in the space provided.

ITEM	COST	# ORDERED	TOTAL COST
Chic Fil A Sandwich The Original Sandwich, chips and bottled water.	\$6.00	_____	\$ _____
Turkey Sub Sandwich Turkey, Swiss, side fixings, chips and bottled water	\$6.00	_____	\$ _____
Salad with Grilled Chicken Tossed Salad with Grilled Chicken, breadsticks, and bottled water.	\$6.00	_____	\$ _____
Pepperoni Pizza Two slices of pizza and bottled water.	\$5.00	_____	\$ _____
Cheese Pizza Two slices of pizza and bottled water.	\$5.00	_____	\$ _____

Total Number of Lunches Ordered: _____

Total Amount Enclosed: \$ _____

Payment: Please make one check payable to MBBC or pay cash.

Please indicate the preferred time for your order to be filled: _____

Prior to competition date, Pre-order Forms may be faxed to: 281-644-1746 Attn: April Hunt, Maverick Belles Director.

Payment due 2/15/14, prior to 10 a.m. at team registration table

Pre-ordered meals will be served to your team at the preferred time indicated above at a reserved table in the main commons (Cafeteria).



DIRECTIONS TO MORTON RANCH HIGH SCHOOL

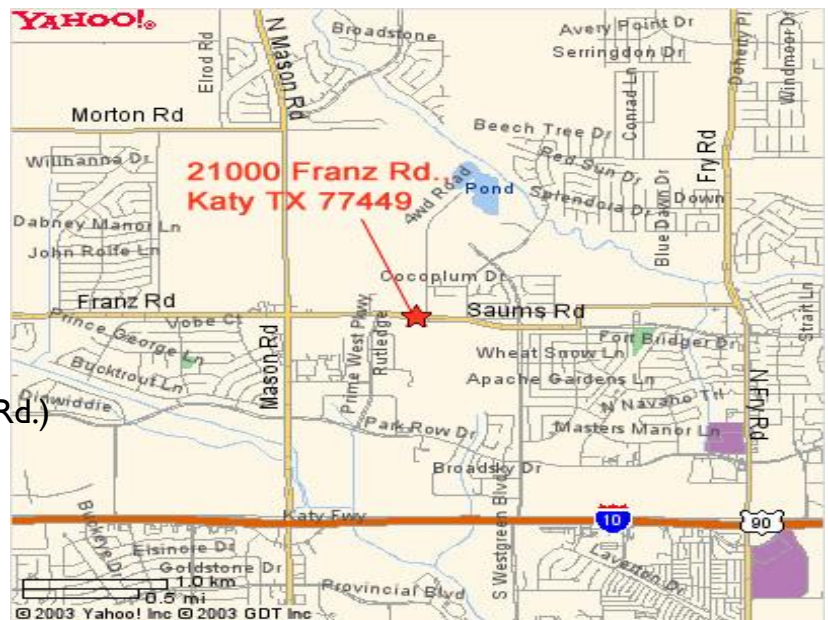
Address: 21000 Franz Rd.
Katy, TX. 77449
www.mapquest.com

From I-45 South:

- Take I-45 North
- Exit I-10 West (heading to Katy)
- Exit Westgreen (next exit after Fry Rd.)
- Take a Right on Westgreen
- Take a Left on Franz Rd.
- School will be located on your Right

From Baytown:

- Take I-10 West all the way to Katy
- Exit Westgreen (next exit after Fry Rd.)
- Take a Right on Westgreen
- Take a Left on Franz Rd.
- School will be located on your Right



From Rosenberg/Sugarland:

- Take the Grand Parkway North (Highway 99)
- Go underneath I-10 on Highway 99
- Take a Right on Franz Rd.
- School will be located on your Left

ADTS Competition at Morton Ranch High School

February 15, 2014

Bus and Spectator Parking and Prop Drop Off Instructions

Directors:

The following outlines the instructions for getting your team, props and spectators to the competition site. Please get this information to your bus drivers well in advance of the competition so they can be familiar with the routes. Also, please pass these instructions along to your volunteers that will be bringing your props. Your spectators would appreciate a copy as well. The Houston Coastal Dance Classic will be held on the main campus (East side of the building).

Please note all performers/dancers must enter through the north entrance in order to check in. (This is considered the “back” of the campus)

Spectators will need to park at the front of the school and enter through main double doors. All spectators must check in through the front of the school.

Buses and Performer and Prop Drop Off

All buses transporting performers to the competition are to enter the campus through Entrance I located along the west edge of the campus. The buses are to be parked in the bus parking lot near tennis courts on the north side of the school. The route to the bus parking lot will be clearly marked with signs along Franz Road. The drivers are to park the buses in the striped bus stalls. The passengers are to disembark and walk to the covered walkway, which will be directly in front of the buses. The covered walkway will lead the passengers to the north competition entrance. Bus drivers are to park the buses in this lot.

There will not be any loading or unloading of buses along the front of the school.

Performers that are being brought to the competition in passenger vehicles are to be dropped off at the north entrance to the school (the back of the campus) After dropping off the performers, the drivers must park their vehicles in the south parking lots or the parking lot on the northeast side of the school. These passenger vehicles cannot park in the bus parking lot.

In the event that props are being transported on buses, once the passengers are dropped off the buses may be driven to the prop drop off area. The prop drop off area is located on the east side of the school. The buses must be driven back to Franz Road in order to be driven to the prop drop off area. The route to the drop off area will be clearly marked with signs along Franz Road.

If props are to be dropped off please enter the drop off zone as shown on the drawing and follow the guidance of the ground crew that will be at the prop drop off lot entrance. Please bring an adequate number of people to the unloading zone so the props can be unloaded quickly allowing the bus or truck to move away from the unloading area. Sidewalks are available from the drop off lot to the entrance of the prop room in the event furniture dollies or something similar is needed to move your props.

Drivers of other types of vehicles that are transporting props should follow the above procedure.

People accompanying the props will be permitted into the prop storage area for delivery of the props to the team's storage area. If one of your team's volunteers wants to remain with the props he or she may do so provided he or she received a wristband from the team Director.

Spectators

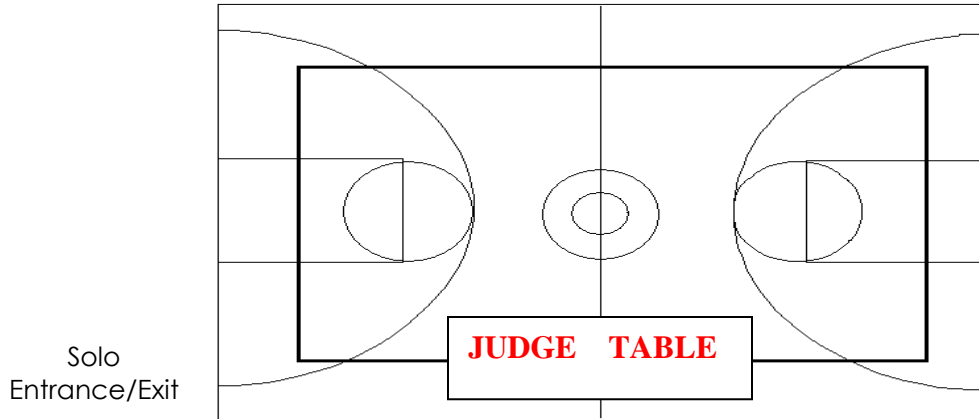
Spectators coming to the competition that do not need to drop off performers and/or props are to proceed directly to the spectator parking areas.

FACILITIES MAP

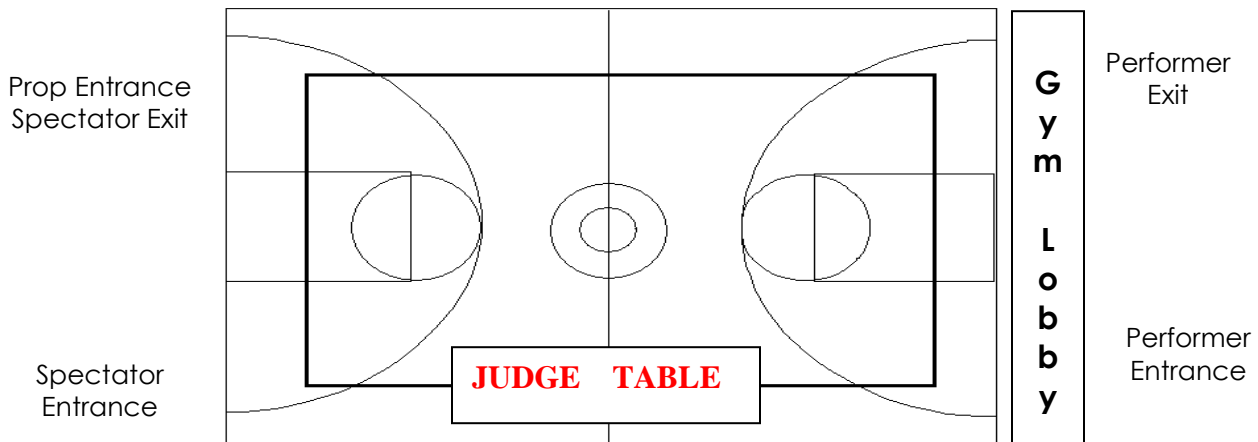
(Gymnasium Diagram)

WARM UP AREA AND GYM LAYOUT (FLOW OF TRAFFIC)

DANCE GYM (Solo)



COMPETITION GYM (Main Performance Area)



AUXILIARY GYM (Warm Up/On Deck Area)

